

SX Busbar

This high-current enclosure offers enhanced flexibility for cable connections with a range of tinned copper busbars mounted in a tiered arrangement.

Full load current is determined per connector and is size dependent.

- Simple connection for multiple and inflexible conductors
- DTS-01 deluge tested enclosure
- Ambient temperature range up to 90°C
- Anti-rotation design for smaller conductors



IP66



Enclosure Ratings

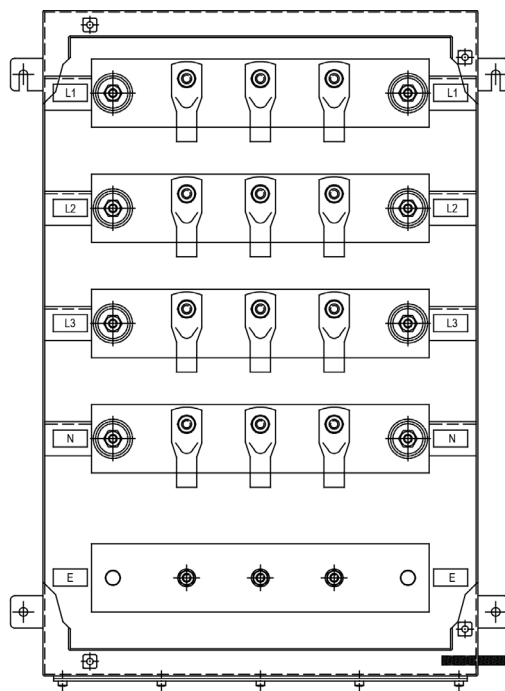
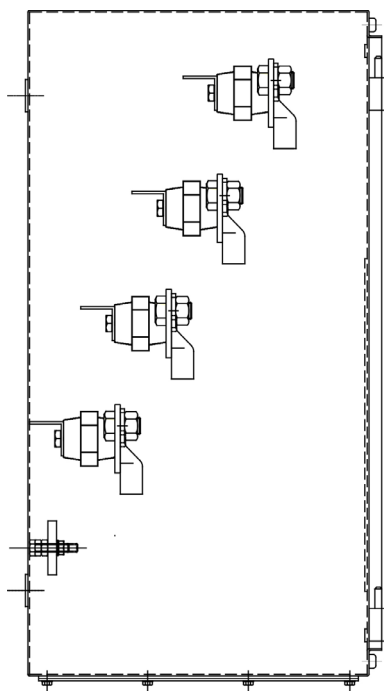
Product Reference	Width (mm)	Height (mm)	Depth (mm)	No. Ways	Maximum Voltage (kV)	Max 5-Cond. Current (A) $\Delta T = 40K$	Max 3-Cond. Current (A) $\Delta T = 40K$	Maximum Conductor Size (mm ²)	Approx. Weight (kg)
SXBB54	510	510	400	3	3.3	260	340	120	80
SXBB64	510	780	400	3+N	5	290	370	240	90
SXBB74	650	950	400	3+N	5	440	570	500	97
SXBB84	800	1250	400	3+N	5	645	835	800*	105

Note— Current ratings shown are based on the size of a single cable and are not cumulative. Dimensions may vary due to cable size and quantity. Full cable details are required to provide accurate details. * 1000mm² possible by special arrangement.

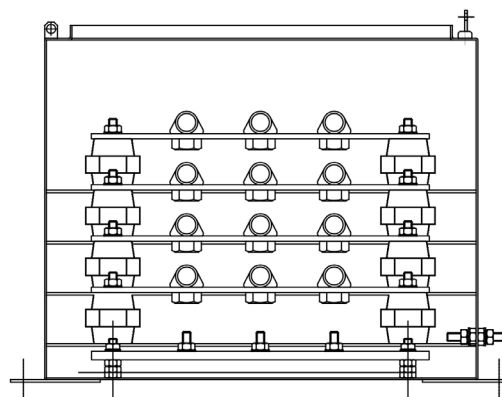
Standard Specifications

Enclosure Type	High Current, Medium Voltage
Ingress Protection	IP66/67 to EN60529, Type 4X, DTS-01 deluge tested
Impact Resistance	>7Nm
Material	2mm 316L (EN 1.4404) Stainless Steel enclosure, silicone gasket and captive 316 stainless steel fasteners, 3mm 316L (EN 1.4404) Stainless Steel gland plates
Ambient Temp Rating	-50°C to +90°C (refer to certificate for ΔT)
Maximum Terminations	Up to 5 conductors per way + neutral (800mm ²)
No. of Gland Plates	Bottom or Top only
Crimp Lugs	6mm ² to 800mm ²
Circuit Earthing	Earth bar facility option for circuit earthing conductors
Equipotential Earthing	Via studs on enclosure, door and gland plates
Mounting	Via 3mm thick external mounting straps, slotted upper strap for ease of installation
Certification	
Area Classification	Zone 1 & 21, Gas and Dust
Type of Protection	Ex eb (Increased Safety), Ex tb (Dust Protected)
Apparatus Coding	Ex eb IIC T4 Gb, Ex tb IIIC T70°C Db / Ex eb IIC T150°C Gb, Ex tb IIIC T110°C Db
Certificate Number	CML 14ATEX3123X & IECEx CML 14.0047X

General Arrangement



The example is 3-way plus Neutral, with three conductors connected per way.



Options

ACH	Anti-condensation heater (dependent upon available internal dimensions)
RALxxxx	Epoxy powder coated (RAL colour to be specified)
ATC	Protective acrylic anti-tamper cover
MB	Mounting bosses for lifting eye

Add the required suffix to the product reference.

Example: SXBB74MB = SX Busbar 74 with mounting bosses for eye bolts

Accessories

ABDM2010SS	M20 Breather drain
ABDM2510SS	M25 Breather drain
FBM12EEMS**	M12 Lifting Eye bolts in mild steel, <i>Note: Requires MB suffix option listed above</i>
FBM16EEMS**	M16 Lifting Eye bolts in mild steel, <i>Note: Requires MB suffix option listed above</i>

** Stainless steel lifting eye bolts also available, contact sales for information